






Synergy Chrome Top Griddle Daily Cleaning Instructions

Gather your materials ready to clean the griddle.

Materials Required:



Step 1



Ensure that your griddle is turned off and has slightly cooled down

Step 2



Using the scraper tool remove any excess grease and debris

Step 3



Collect and dispose of this in the drip tray

Step 4



Empty contents of drip tray then place in dishwasher

Step 5



Replace drip tray

Step 6



Use the hot soapy water to remove the remaining grease and food

Step 7



Wipe the griddle using a soft or non-abrasive sponge

Step 8



Dry and polish with a microfibre cloth

Step 9



Using blue paper and sanitiser wipe the front panel of your griddle



Your griddle is now ready for you to use for your next service